

HbA_{1c} testing on the cobas b 101

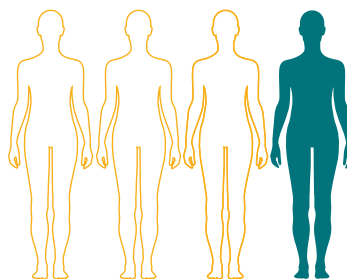
Identifying patients with undiagnosed diabetes at the Point of Care



HbA_{1c} testing is the gold standard for long-term monitoring of glycemic control in patients with diabetes²

280 Australians develop diabetes everyday

Around 1.7 million Australians have diabetes. This includes all types of diagnosed diabetes (1.2 million known and registered) as well as silent, undiagnosed type 2 diabetes (up to 500,000 estimated).³

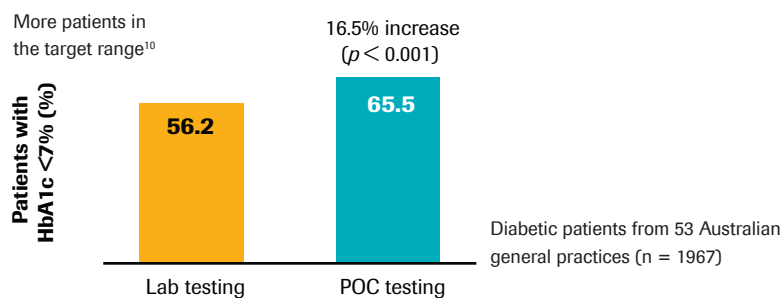


1 in 4 people with type 2 diabetes DO NOT KNOW they have it³

Point-of-care (POC) HbA_{1c} testing improves diabetes management in primary care settings

Compared with laboratory testing, POC HbA_{1c} testing has been shown to significantly increase the proportion of patients achieving their diabetes glycemic control.^{4, 5, 6}

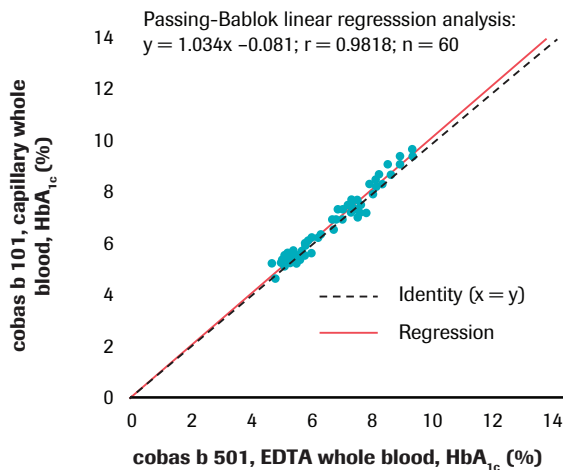
POC HbA_{1c} testing also provides more timely treatment changes than laboratory testing.⁷



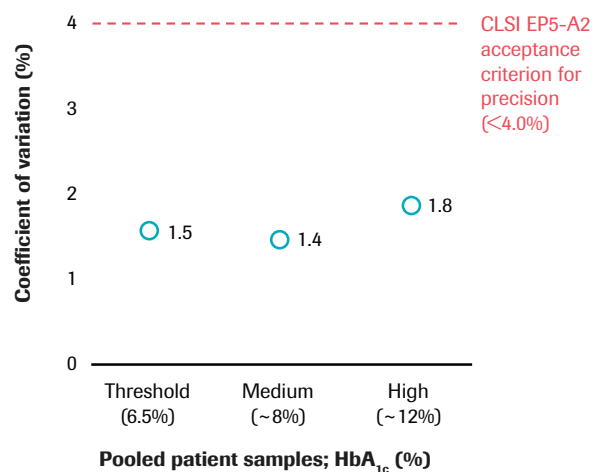
The cobas b 101 HbA_{1c} test provides laboratory-standard performance with constant precision over the measurement range

The **cobas b 101** HbA_{1c} test is certified by the NGSP (National Glycohemoglobin Standardization Program) and is traceable to the DCCT (Diabetes Control and Complications Trial) reference method.⁸

HbA_{1c} values on the **cobas b 101** system and the **cobas c 501** module⁹

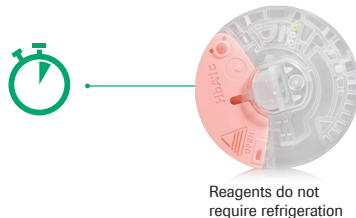


HbA_{1c} test precision on the **cobas b 101** system^{9, 10}



HbA_{1c} testing on the cobas b 101

From patient preparation to displaying results in less than 6 minutes with a single finger prick



Measurement range

IFCC	20 – 130 mmol/mol
NGSP	4 – 14 %
eAG	(calculated)

COBAS and COBAS B are trademarks of Roche.

© 2019 Roche Diagnostics

Roche Diagnostics Australia Pty Limited
 ABN 29 003 001 205
 2 Julius Avenue, North Ryde
 NSW 2113 Australia
 Phone: 02 9860 2222

References

1. Roche cobas b 101 HbA_{1c} Test Package Insert.
2. Gillery, P. (2013). A history of HbA_{1c} through Clinical Chemistry and Laboratory Medicine. *Clin Chem Lab Med* 51, 65–74.
3. Diabetes Australia. www.diabetesaustralia.com.au.
4. Bubner, T.K., Laurence, C.O., Gialamas, A., Yelland, L.N., Ryan, P., Willson, K.J. et al. (2009). Effectiveness of point-of-care testing for therapeutic control of chronic conditions: results from the PoCT in General Practice Trial. *Med J Aust* 190, 624–626.
5. Motta, L.A., Shephard, M.D.S., Brink, J., Lawson, S., Rheeder, P. (2017). Point-of-care testing improves diabetes management in a primary care clinic in South Africa. *Prim Care Diabetes* 11, 248–253.
6. Shephard, M.D.S., Mazzachi, B.C., Shephard, A.K., McLaughlin, K.J., Denner, B., Barnes, G. (2005). The impact of point of care testing on diabetes services along Victoria's Mallee Track: results of a community-based diabetes risk assessment and management program. *Rural Remote Health* 5, 371.
7. American Diabetes Association. (2017). Glycemic targets. *Diabetes Care* 40, S48–S56.
8. Roche Diagnostics International Ltd. (2013). cobas b 101 system – performance evaluation. Available at <http://www.cobas.com/content/internet/product/cobas/en/home/product/point-of-care-testing/cobas-b-101-poc-system.html> Last accessed April 2017.
9. Roche Diagnostics International Ltd. Package Insert of cobas b 101 HbA_{1c} Test PST.
10. Clinical & Laboratory Standards Institute. (2004). Evaluation of precision performance of quantitative measurement methods; approved guideline (EP5-A2) – 2nd Edition. Available at 222.clsi.org Last accessed April 2017.